

Invest in a world-class Fuel Management System

Your fleets can't run without fuel, and neither does your business. Manage your fuel resources and discover ways to

Lower your fuel expenses!



Dashboard

Get a quick review of your fuel analytics for the entire fleet



Fuel Wasted

Idling can take a toll on your fuel economy. See how much fuel gets wasted due to idling.



Fuel vs. Distance

Get answers to questions like: How much distance did your fleet travel? How much fuel was consumed?



Fleet's Fuel level

See how much fuel was refilled and drained during a specific time period.



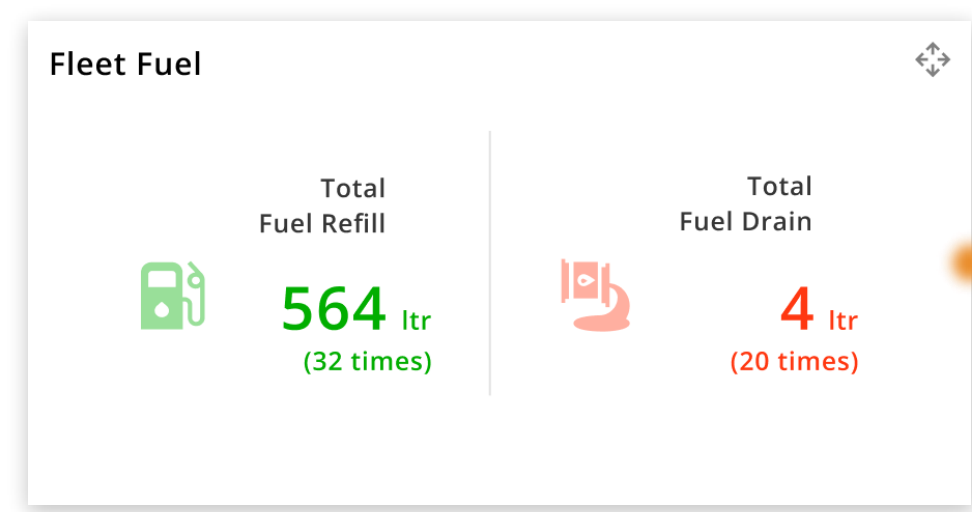
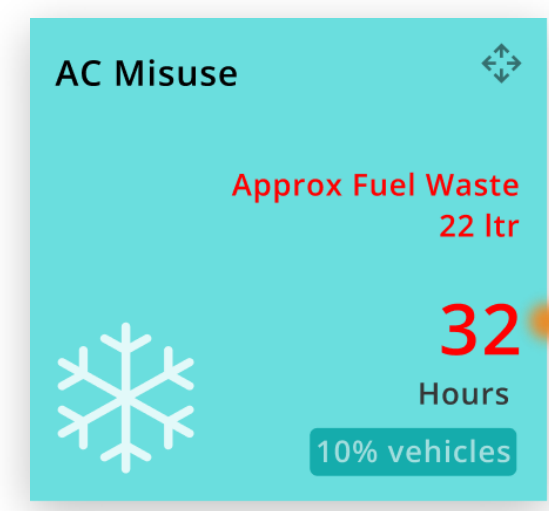
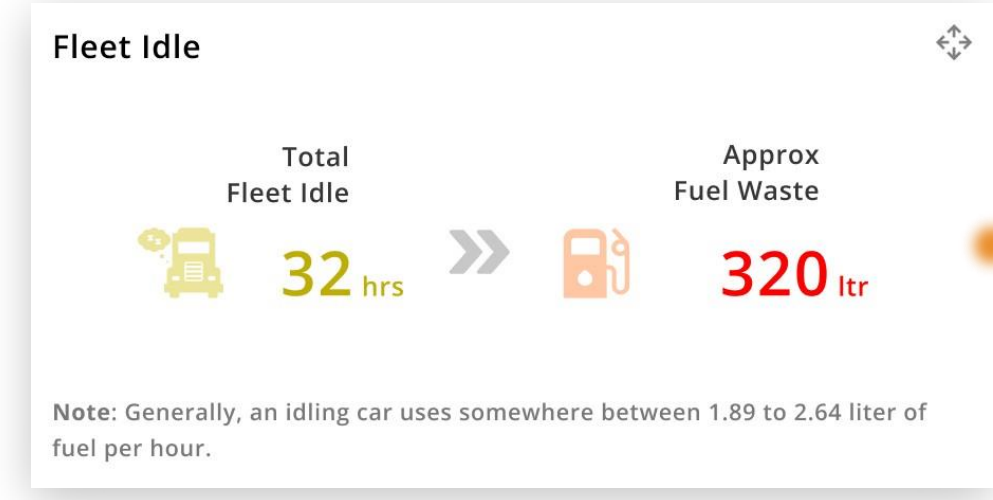
Alerts

Receive notifications for unusual or sudden drops in fuel levels. This could be your chance to prevent fuel theft.



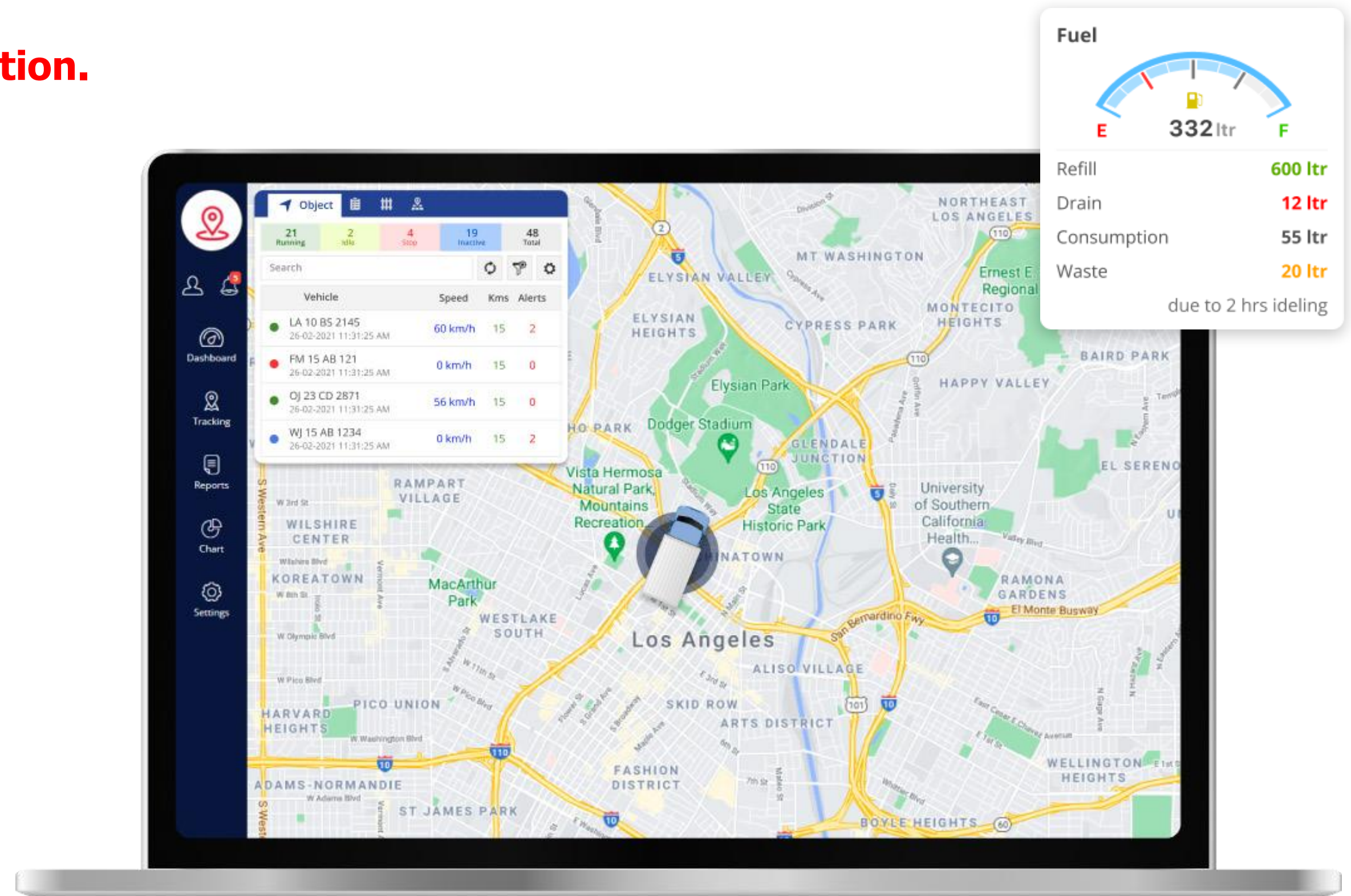
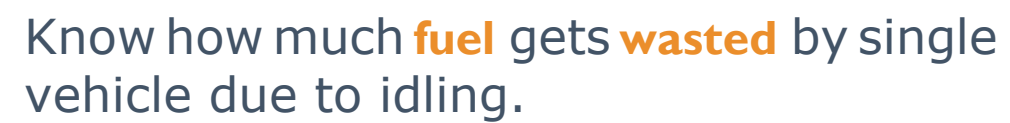
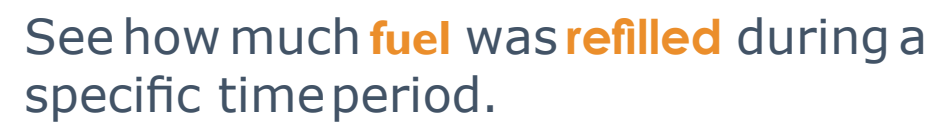
Fuel Price

Review fuel prices in areas where your fleets are travelling.





Get access to fuel related key information.





Reports 1/3

Get a detailed breakdown of your fuel consumption analytics



Fill-Drain

Fill-Drain Summary						
Port Name	Date Time	Location	Before Event	After Event	Difference	Event Type
Fuel Level	04-05-2021 01:24:53 PM	Giraffe Hill Drive	12.60	28.80	16.20	Fill
Fuel Level	09-05-2021 03:46:45 PM	Kénitra, Morocco (NW)	18.30	14.00	6.3	Fill
Fuel Level	10-05-2021 02:59:11 PM	Cerullo Road	6.30	90.00	83.70	Fill
Fuel Level	15-05-2021 03:39:55 PM	Kénitra, Morocco (SW)	0.90	18.00	17.10	Fill
Fuel Level	21-05-2021 08:10:54 AM	Ritter Street	13.50	89.10	75.60	Fill
Fuel Level	21-05-2021 10:02:07 AM	Libby Street	17.10	90.00	72.90	Fill
Fuel Level	24-05-2021 08:55:16 AM	Terminus Du 7	6.30	89.10	82.80	Fill
Fuel Level	27-05-2021 04:47:15 PM	99 Rue N 2	84.60	77.40	7.20	Drain
Fuel Level	27-05-2021 08:21:33 PM	18 Rue MBarek	72.90	81.90	9.00	Fill

Review vehicle details along with the total run time, idling time, fuel consumption, mileage, refill and drain levels. You can also see the fuel sensor reading at the beginning and the end of any trip.

Fuel Economy

Fuel Economy			
Vehicle	Start Fuel Level	End Fuel Level	Consumption
GJ15 AA 9022	25	5	20
MH02 RR 5689	37	22	15
KA10 PO 3482	30	20	10
GJ28 HH 1122	24	4	20
DL12 DD 5553	17	14	3
GA01 LL 2020	10	8	2
KL01 LL 2020	54	10	44
DL06 MN 8021	60	15	45

Get a complete breakdown of your fleet economies. See how factors like average speed, maximum speed, work hours, load, and travelling distance affect fuel economy. You can double-click on any row to get a detailed fuel economy report.



Reports 2/3

Get a detailed breakdown of your fuel consumption analytics



Fuel Trip summary

Fuel Trip Summary				
Vehicle	Distance	Fuel Consumption	Mileage	Total Trip
GJ15 AA 9022	510 km	20	10	5
MH02 RR 5689	640 km	15	9.5	7
KA10 PO 3482	210 km	10	8	5
GJ28 HH 1122	970 km	20	10	2
DL12 DD 5553	461 km	3	8	2
GA01 LL 2020	621 km	2	11	1
KL01 LL 2020	588 km	44	10	3
DL06 MN 8021	630 km	45	10	2

See how much fuel was used by a vehicle during a single trip. This helps in understanding the total cost of fleet operation. Understand the fuel mileage of the vehicle during the trip and its fuel consumption pattern.

Fuel consumption

Fuel Consumption				
Vehicle	Distance	Working Duration	Distance Based Fuel Consumption	Duration Based Fuel Consumption
GJ15 AA 9022	510 km	12:15	12.60	28.80
MH02 RR 5689	640 km	15:00	18.30	14.00
KA10 PO 3482	210 km	05:30	6.30	90.00
GJ28 HH 1122	970 km	02:30	0.90	18.00
DL12 DD 5553	461 km	17:15	13.50	89.10
GA01 LL 2020	621 km	16:25	17.10	90.00
KL01 LL 2020	588 km	08:30	6.30	89.10
DL06 MN 8021	630 km	10:25	84.60	77.40

Know how much fuel gets consumed by different vehicles in your company. Fuel consumption based on distance travelled as well as vehicle work hours is calculated & shown on the report. Compare & see different fuel consumption patterns throughout your fleet.



Reports 3/3

Get a detailed breakdown of your fuel consumption analytics



Trip fuel costs

Trip Fuel Cost				
Vehicle	Distance	Running	Fuel Usage	Fuel Cost
GJ15 AA 9022	510 km	12:15	20	1200
MH02 RR 5689	640 km	15:00	15	1000
KA10 PO 3482	210 km	05:30	10	900
GJ28 HH 1122	970 km	02:30	20	1400
DL12 DD 5553	461 km	17:15	3	250
GA01 LL 2020	621 km	16:25	2	300
KL01 LL 2020	588 km	08:30	44	5400
DL06 MN 8021	630 km	10:25	45	5600

See how much fuel was used by a vehicle during a single trip. This helps in understanding the total cost of fleet operation. Understand the fuel mileage of the vehicle during the trip and its fuel consumption pattern.

Abnormal fuel consumption

Fuel Abnormal Consumption							
Vehicle	Distance	Work Duration	Fuel Usage	Predefined Mileage		Actual Mileage	
				Distance	Duration	Distance	Duration
GJ15 AA 9022	510 km	12:15	20	475	09:30	510	12:15
MH02 RR 5689	640 km	15:00	15	550	12:30	640	15:00
KA10 PO 3482	210 km	05:30	10	200	05:00	210	05:30
GJ28 HH 1122	970 km	02:30	20	900	02:00	970	02:30
DL12 DD 5553	461 km	17:15	3	400	16:00	461	17:15
GA01 LL 2020	461 km	16:25	2	425	15:00	461	16:25
KL01 LL 2020	588 km	08:30	44	500	07:00	588	08:30
DL06 MN 8021	630 km	10:25	45	500	08:15	630	10:25

Track any unusual drops in fuel levels using this report. See expected vs. actual fuel mileages. You can also see the number and percentage of variation in fuel consumption. Double click on any row to get a detailed breakdown of abnormal fuel consumption for every single vehicle.

Fuel expense summary

Fuel Expense Summary					
Vehicle	Filled Qty	Distance	Approx Mileage	Running	Idle
GJ15 AA 9022	25	510	20	12:15	00:19
MH02 RR 5689	37	640	15	15:00	00:15
KA10 PO 3482	30	640	10	05:30	00:20
GJ28 HH 1122	24	970	20	02:30	00:10
DL12 DD 5553	17	461	3	17:15	00:05
GA01 LL 2020	10	621	2	16:25	00:30
KL01 LL 2020	54	588	44	08:30	00:25
DL06 MN 8021	54	630	45	10:25	00:20

Get a complete overview of your fuel expenses. Know the quantity of fuel refilled in a certain vehicle and know its total fuel expense. You can also see the vehicle’s mileage, work hours, and idling time.



Charts

Graphical representation of accurate data for quicker analysis



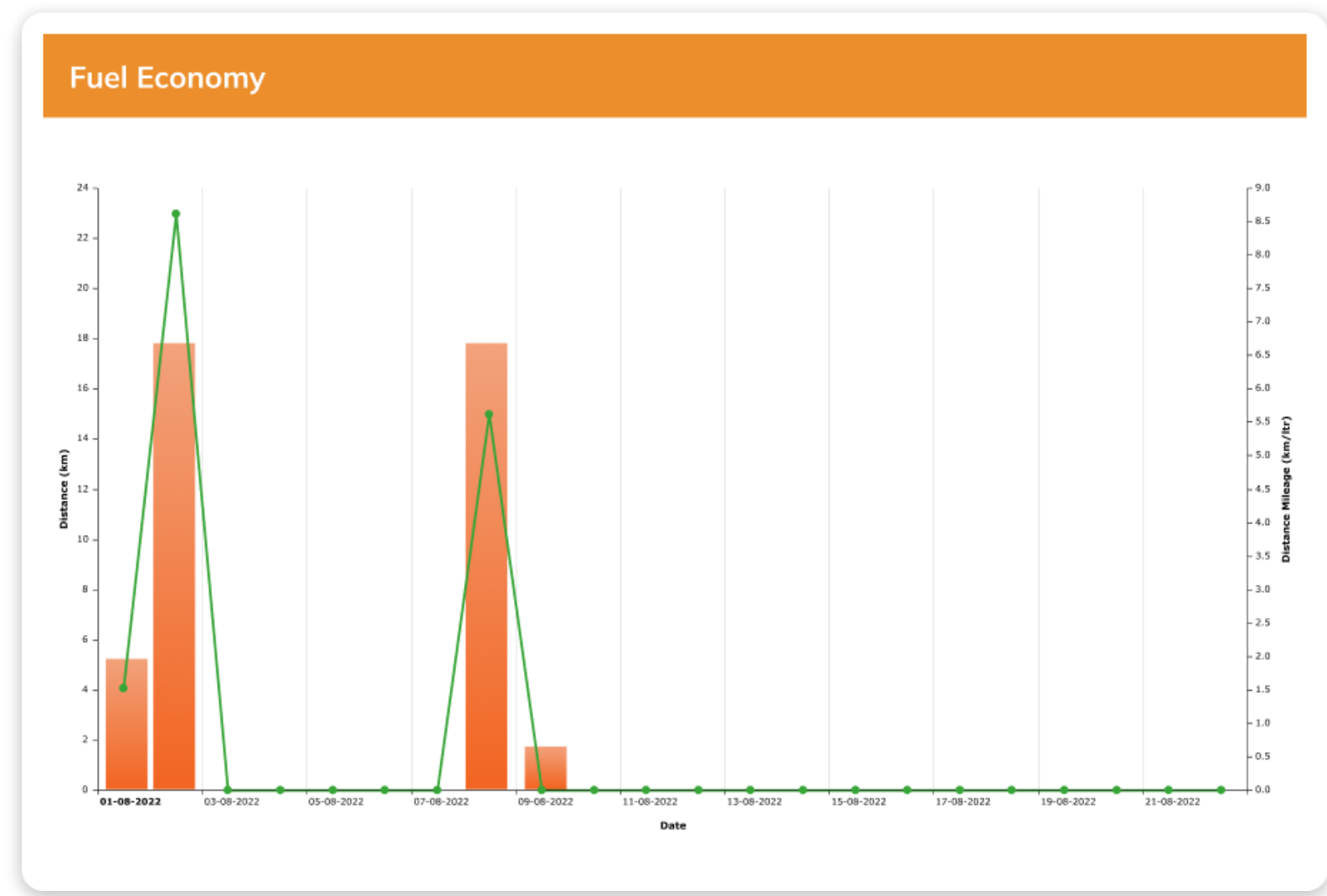
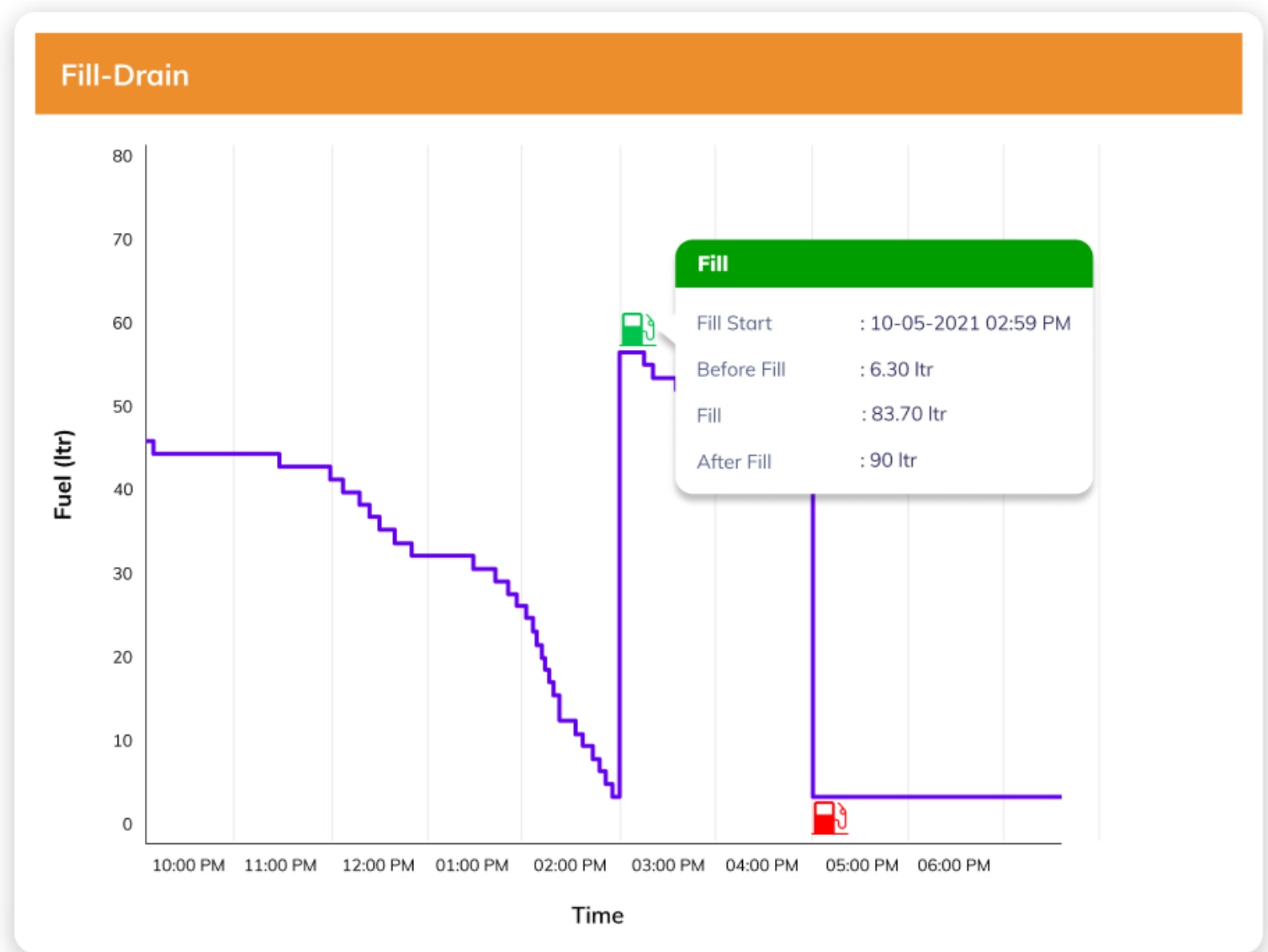
Fill-Drain Chart

The fuel refueling vs. drain chart helps in tracking fuel level changes, fuel consumption, and more. You can also view accurate raw data collected by the sensors.



Fuel economy Chart

With this chart, you can track the economy and fuel consumption of your vehicles. You can see how well your fleet is performing with hourly mileages.





Alerts

Get instant alerts and prevent fuel theft or idling



Fuel pilferage

No transport business is immune to fuel thefts. But with our fuel management system, you just might be able to prevent 99% of fuel thefts.



Idling

Idling and AC misuse can hurt your fuel economies. Get alerts and prevent driver idling for greater savings.



Fuel refills

Get notified every time your driver or employee refills the fuel tank. You can review billing receipts uploaded by your driver and eliminate all fuel frauds.

AC Misuse

Approx Fuel Waste

22 ltr

32

Hours

10% vehicles

9:41

Tuesday, 6 June

Notification Centre

TRAKZEE

Yesterday 7:49pm

Fuel Refill

10 Hours ago - 200ltr at Washington Blvd, DM Road

!

Fuel Drain 10 ltr

10 Hours ago at Washington Blvd, DM Road

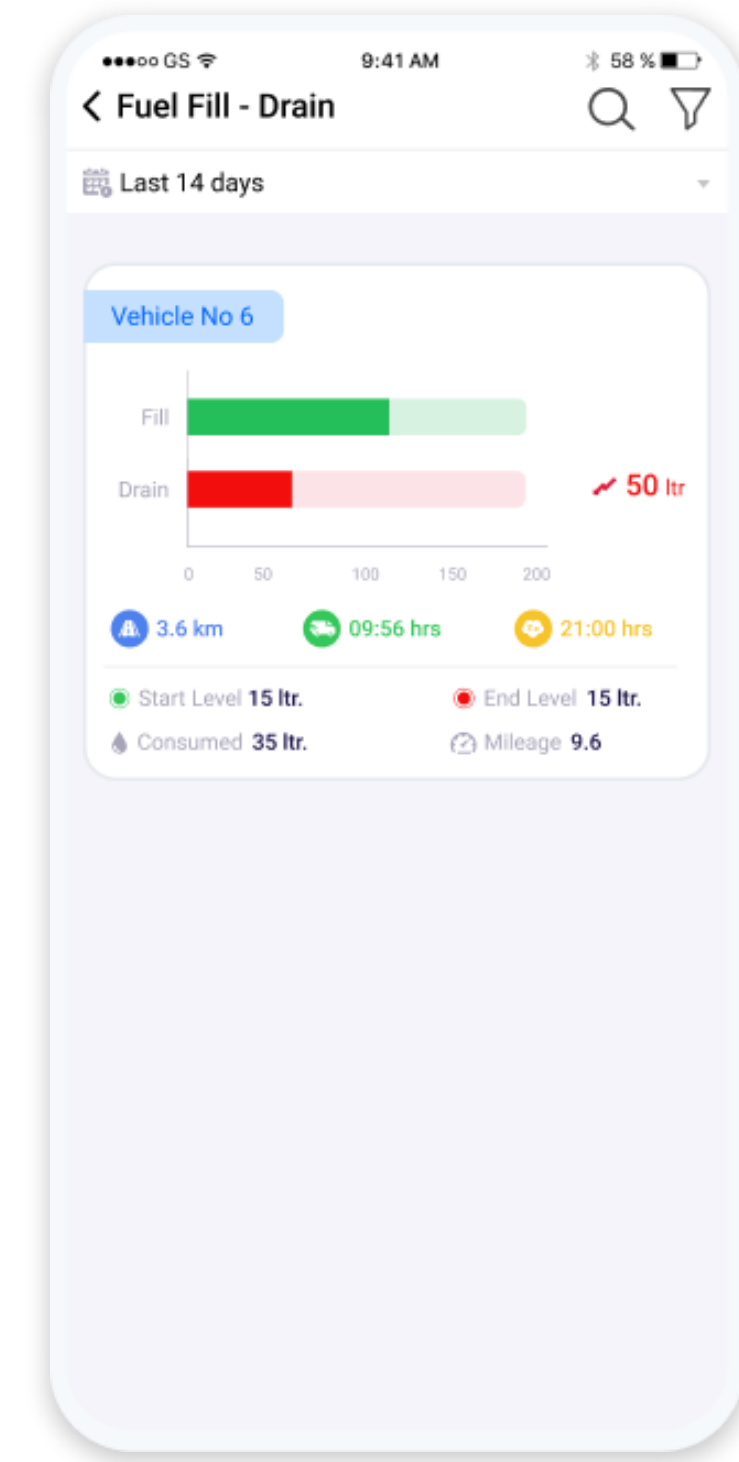
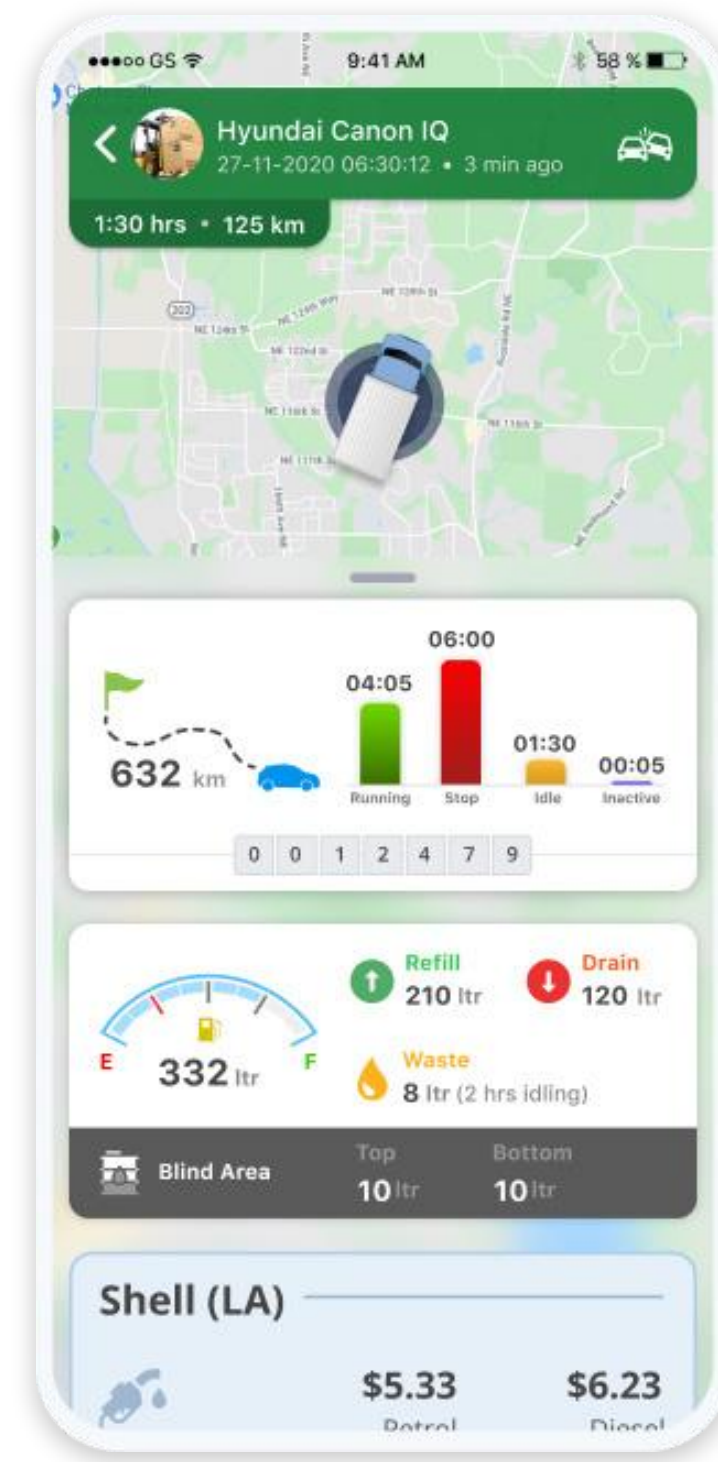
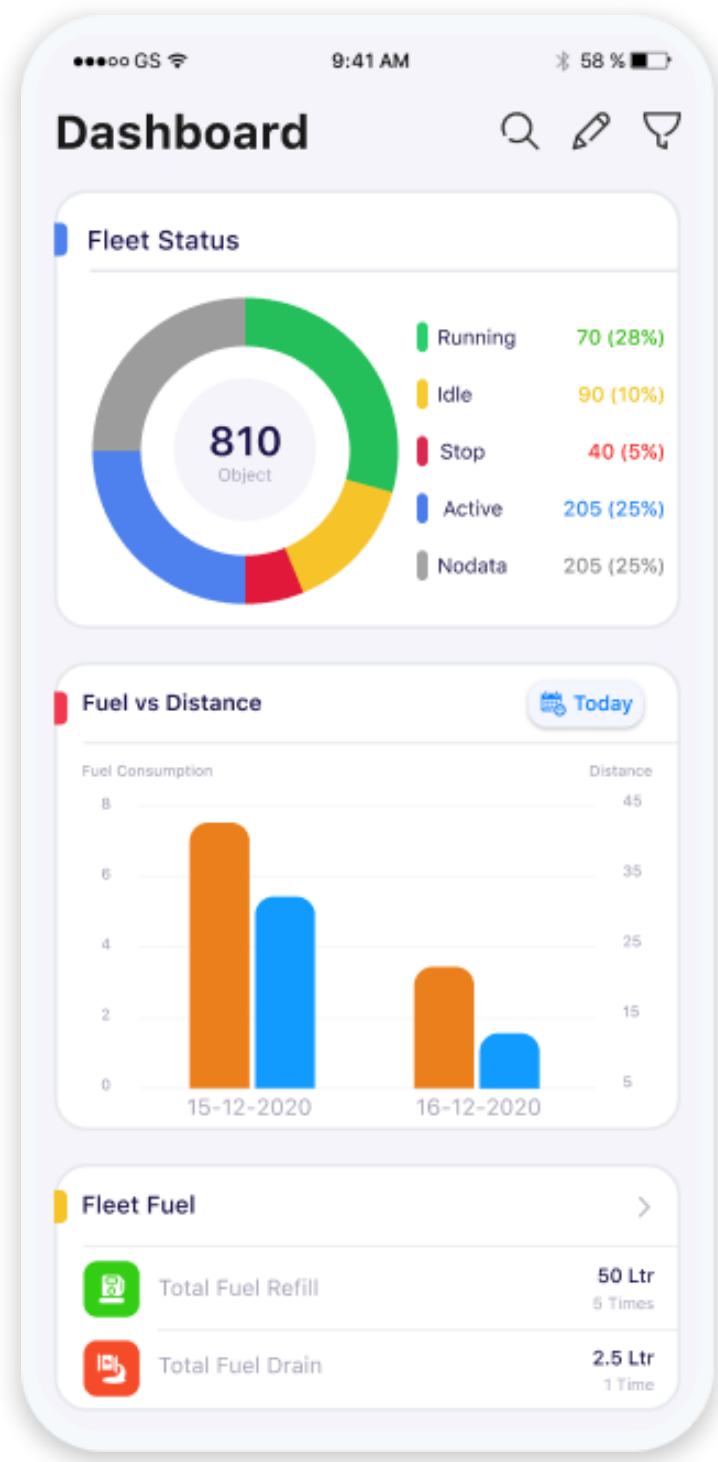
Los Angeles





Data at your fingertips with our Mobile App

The benefits of our web application are now available on your smartphone. Get accurate data, reports, charts, alerts, and more on your mobile phones.





Why use TMC's fuel management system?

01



Freedom to choose

Our platform is hardware-independent. We work with the fuel level sensor of your choice.

02

```
1 {
2   "result": 1,
3   "data": [
4     {
5       "job_id": 123,
6       "total_jobs": 1,
7       "job_name": "Citizen trip test",

```

Fill-Drain Summary					
Port Name	Date Time	Before Event	After Event	Difference	Event Type
Fuel Level	04-05-2021 01:24:53 PM	12.60	28.80	16.20	Fill
Fuel Level	09-05-2021 03:46:45 PM	18.30	14.00	6.3	Fill
Fuel Level	10-05-2021 02:59:11 PM	6.30	90.00	83.70	Fill
Fuel Level	15-05-2021 03:39:55 PM	0.90	18.00	17.10	Fill
Fuel Level	21-05-2021 08:10:54 AM	13.50	89.10	75.60	Fill

Integrate & Customize

Integrate your existing ERP to our fuel management platform & start monitoring fuel expenses. If you need to add modules or configure analytics—you can do that too.



Why use TMC's fuel management system?



04

Eliminate Fuel theft

Sudden drops in fuel levels indicate fuel theft. Get notifications for such events in real-time, for such abnormalities.

05

Fill-Drain Summary						
Part Name	Date Time	Location	Before Event	After Event	Difference	Event Type
Fuel Level	04-05-2021 01:24:53 PM	Giraffe Hill Drive	12.60	28.80	16.20	Fill
Fuel Level	09-05-2021 03:46:45 PM	Kénitra, Morocco (NW)	18.30	14.00	6.3	Fill
				90.00	83.70	Fill
				18.00	17.10	Fill
				89.10	75.60	Fill
				90.00	72.90	Fill
				89.10	82.80	Fill
				77.40	7.20	Drain
				81.90	9.00	Fill

Fuel Consumption				
Vehicle	Distance	Working Duration	Distance Based Fuel Consumption	Duration Based Fuel Consumption
GJ15 AA 9022	510 km	12:15	12.60	28.80
MH02 RR 5689	640 km	15:00	18.30	14.00
KA10 PO 3482	210 km	05:30	6.30	90.00
GJ28 HH 1122	970 km	02:30	0.90	18.00
DL12 DD 5553	461 km	17:15	13.50	89.10
GA01 LL 2020	621 km	16:25	17.10	90.00
KL01 LL 2020	588 km	08:30	6.30	89.10
DL06 MN 8021	630 km	10:25	84.60	77.40

Accurate fuel analytics

Know exactly how much fuel was filled or drained by each vehicle during a trip. Compare it with historical fuel levels and identify where cutbacks are needed.

Use cases



Diesel Generator Monitoring



Monitor the consumption of diesel in your DG set. You can track run hours, refills, and battery voltage. Also receive notifications for generator overheating, low fuel levels, or a sudden decrease in fuel levels. Measure the efficiency of your generator and get maintenance reminders for better performance.

Ships and Barges



Get accurate fuel sensor data, even when your ship is at a distant sea. Experience zero data gaps. Our system saves raw data which can be retrieved when the internet connection improves. Monitor multiple tanks at the same time and get notifications for fuel theft.

Tanker trucks



Tankers are often used to transport fuel. 53% of tanker truck overseers have reported the theft of fuel during transit. Such thefts can affect your business's bottom line and dip your profits. To avoid this, use a fuel monitoring solution for petrol and diesel transfer. Get immediate alerts for the opening of the tanker door and theft.

Thank you!

Fleets can't run without fuel and neither can your business.
Invest in Trailmycar's fuel management system today.

For more information, contact us at
info@trailmycar.com, support@trailmycar.com

www.trailmycar.com